
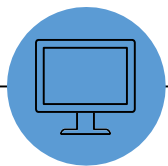


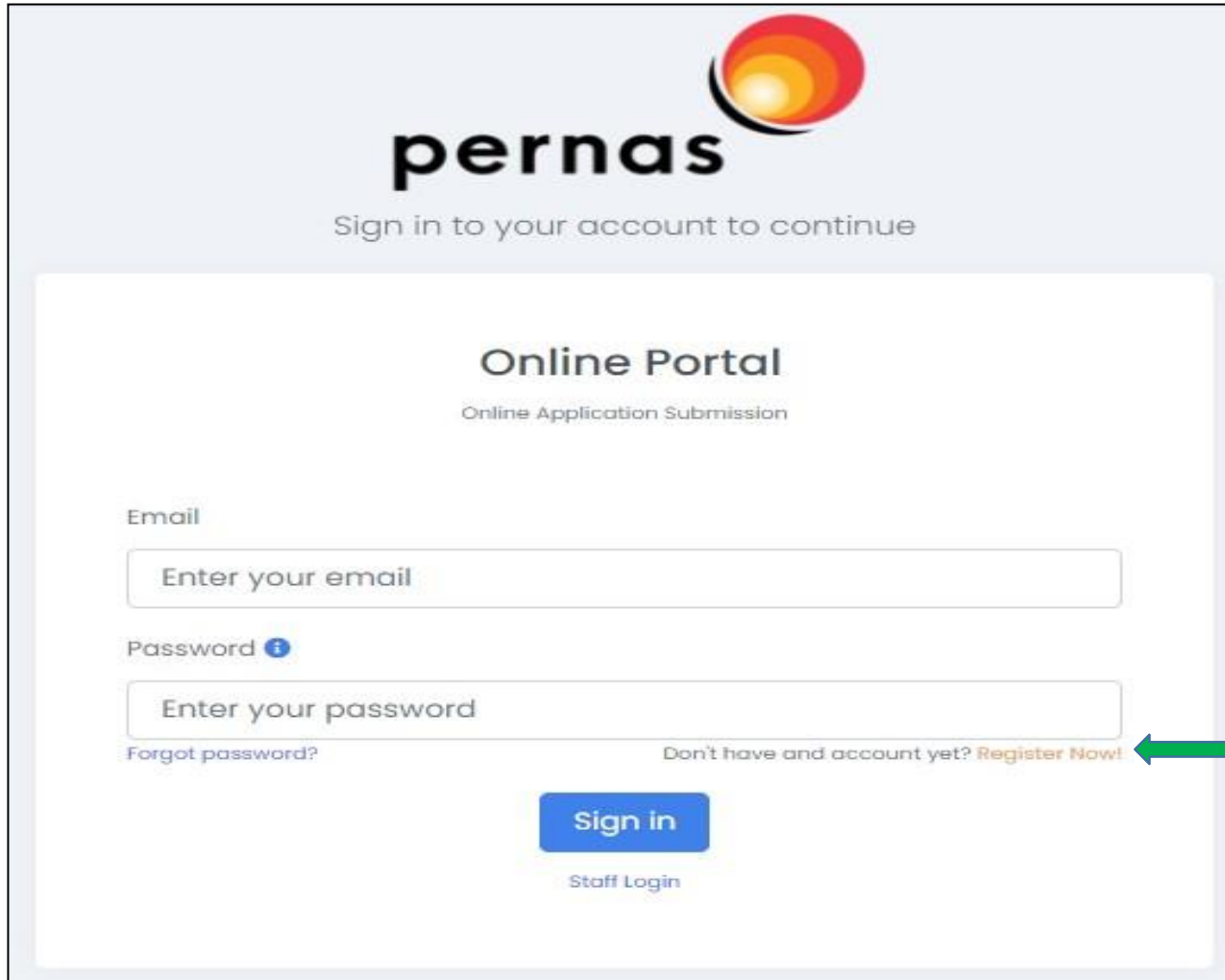
Panduan Pengguna

User Guidelines

Sistem Portal Permohonan Pembiayaan Dalam Talian
Online Financing Application Portal System



Buat Akaun / Create Account



pernas

Sign in to your account to continue

Online Portal
Online Application Submission

Email

Enter your email

Password ⓘ

Enter your password

[Forgot password?](#) [Don't have an account yet? Register Now!](#)

Sign in

Staff Login

Tekan **Daftar Sekarang!** untuk pengguna kali pertama
Click **Register Now!** for first time users.

Isi Maklumat / *Fill up the Information*

pernas
Register Account

Company Name ⓘ

Registration No ⓘ

Email

Password ⓘ

Confirm Password

I'm not a robot


reCAPTCHA
Privacy - Terms

Submit

Already have an account? - [Login Now](#)

1. Masukkan **Nama Syarikat, No. Pendaftaran, E-mel, Kata Laluan** dan **Sahkan Kata Laluan**.
*Enter **Company Name, Registration No, Email, Password** and **Confirm Password**.*
2. Tandakan **Captcha**.
*Tick **Captcha***
3. Klik butang **Hantar**.
*Click **Submit** button.*

Maklumat Pengesahan Alamat E-mel / *Information Verify Email Address*



- Setelah klik butang Hantar, sistem akan memaparkan maklumat seperti di sebelah kiri.

Once click Submit button, the system will display information as per on the left hand side.

- Sistem akan menghantar pemberitahuan e-mel untuk tujuan pengesahan. Klik pautan untuk mengesahkan alamat e-mel.

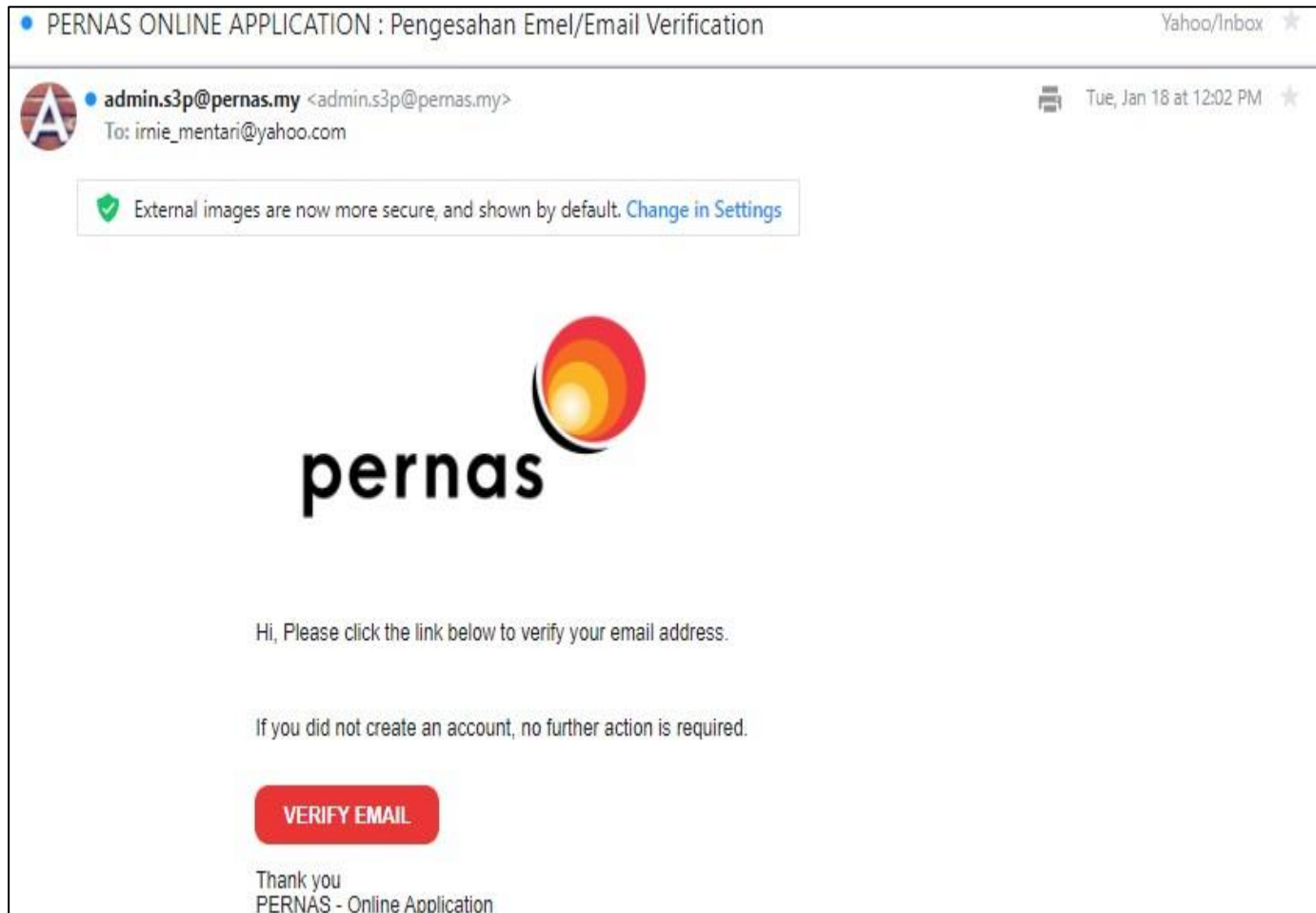
The system will send an email notification for verifying purpose. Click the link to verify email address.

Nota / note:

Jika anda tidak mengesahkan alamat e-mel, anda tidak boleh meneruskan pendaftaran.

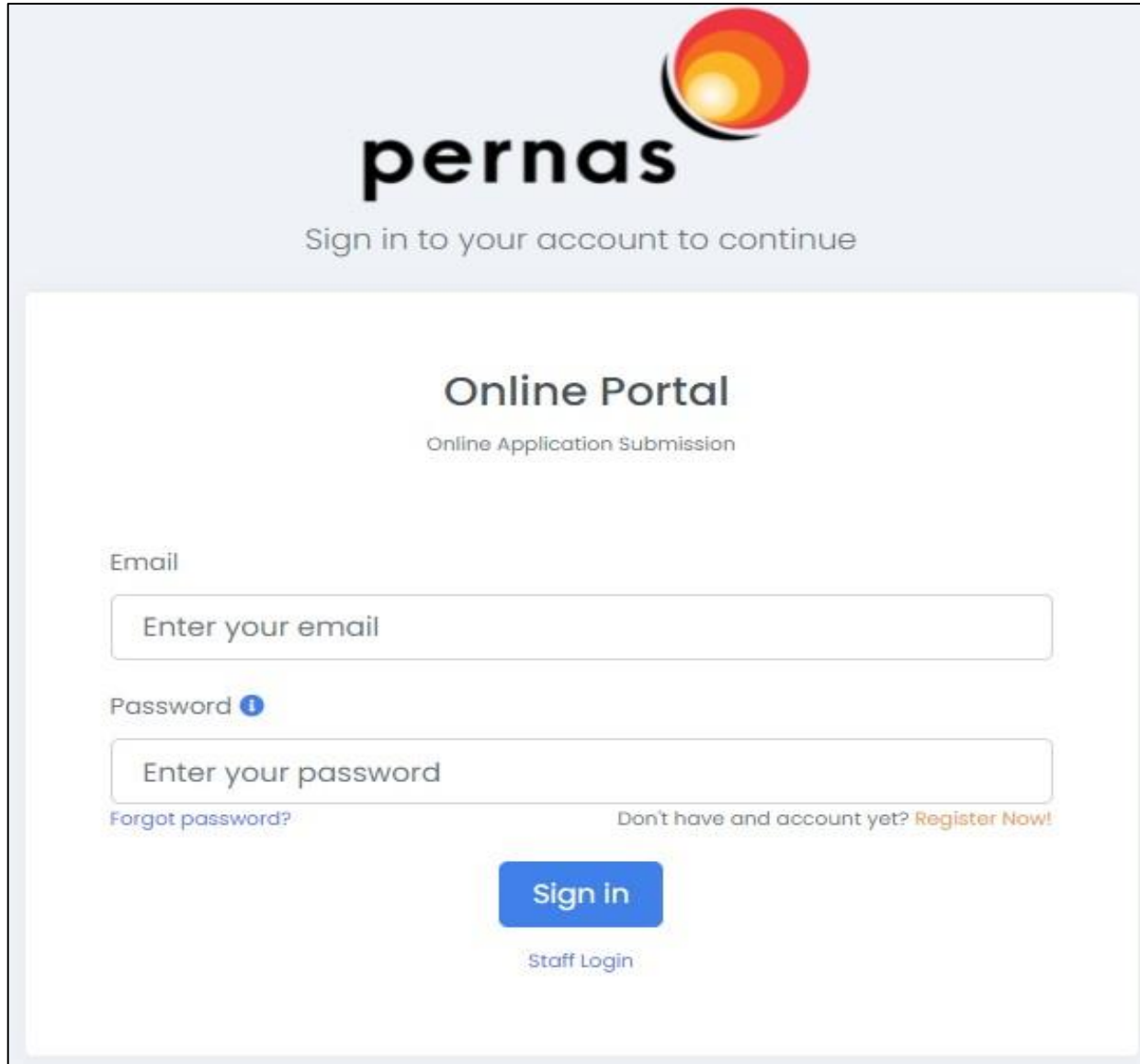
If you don't verify the email address, you cannot proceed the registration.

Pemberitahuan E-mel – Pengesahan E-mel / *E-mail Notification – Verify Email*



- Anda akan menerima pemberitahuan melalui e-mel anda seperti di sebelah kiri.
You will receive a notification through your e-mail as per on the left hand side.
- Klik butang **SAHKAN E-EMEL** untuk mengesahkan alamat e-mel dan meneruskan proses pendaftaran.
*Click **VERIFY EMAIL** button to verify email address and to proceed the registration process.*

Log Masuk: Daftar Butiran Akaun / *Log In: Register Account Detail*




The screenshot shows the login page for the PERNAS Online Portal. At the top, the PERNAS logo is displayed, consisting of the word "pernas" in a bold, lowercase sans-serif font next to a circular icon with a red and orange gradient. Below the logo, the text "Sign in to your account to continue" is centered. The main content area is titled "Online Portal" with the subtitle "Online Application Submission". There are two input fields: "Email" with a placeholder "Enter your email" and "Password" with a placeholder "Enter your password" and a small blue information icon to its left. Below the password field, there are two links: "Forgot password?" on the left and "Don't have an account yet? [Register Now!](#)" on the right. A prominent blue "Sign in" button is centered below the input fields, and a smaller, lighter "Staff Login" button is located directly underneath it.

Sekarang, anda boleh log masuk untuk meneruskan pendaftaran dan mengisi butiran maklumat. Masukkan **E-mel** anda dan **Kata Laluan**, kemudian klik butang **Daftar Masuk**.

*Now, you can log in to proceed registration and fill up information detail. Enter your **Email** and **Password**, then click the **Sign In** button.*

Pengisian Maklumat / *Fill up the Information*



pernas Register Account

Company Information

Registration No	<input type="text" value="33333"/>	Authorised Capital	<input type="text" value="MYR"/>
Company Name	<input type="text" value="test"/>	Paid Up Capital	<input type="text" value="MYR"/>
Company Type	<input type="text" value="- Please choose -"/>	Website	<input type="text"/>
Incorporation Date *	<input type="text" value="Select Date.."/>	Business Sector *	<input type="text" value="- Please choose -"/>
Bumiputera Status *	<input type="text" value="- Please choose -"/>	Nature Of Business *	<input type="text" value="- Please choose -"/>
Syariah Compliance *	<input type="text" value="- Please choose -"/>	Business Location *	<input type="text" value="- Please choose -"/>
		Email *	<input type="text" value="irnie_mentari@yahoo.com"/>


Address

Correspondence Address		Office Address Copy Address	
Address *	<input type="text"/>	Address *	<input type="text"/>
	<input type="text"/>		<input type="text"/>
	<input type="text"/>		<input type="text"/>
Postcode / City *	<input type="text"/>	Postcode / City	<input type="text"/>
State *	<input type="text" value="- Please choose -"/>	State	<input type="text" value="- Please choose -"/>
Since *	<input type="text" value="Select Date.."/>	Since	<input type="text" value="Select Date.."/>
Telephone No *	<input type="text"/>	Telephone No	<input type="text"/>
Fax No	<input type="text"/>	Fax No	<input type="text"/>

Documents

Document	View
Corporate Info (4)	
<input type="checkbox"/> SSM Document	<input type="button" value="View"/>
<input type="checkbox"/> Letter Offer from Franchisor	<input type="button" value="View"/>
<input type="checkbox"/> Consent Letter	<input type="button" value="View"/>
<input type="checkbox"/> Company Background / History / Profile	<input type="button" value="View"/>

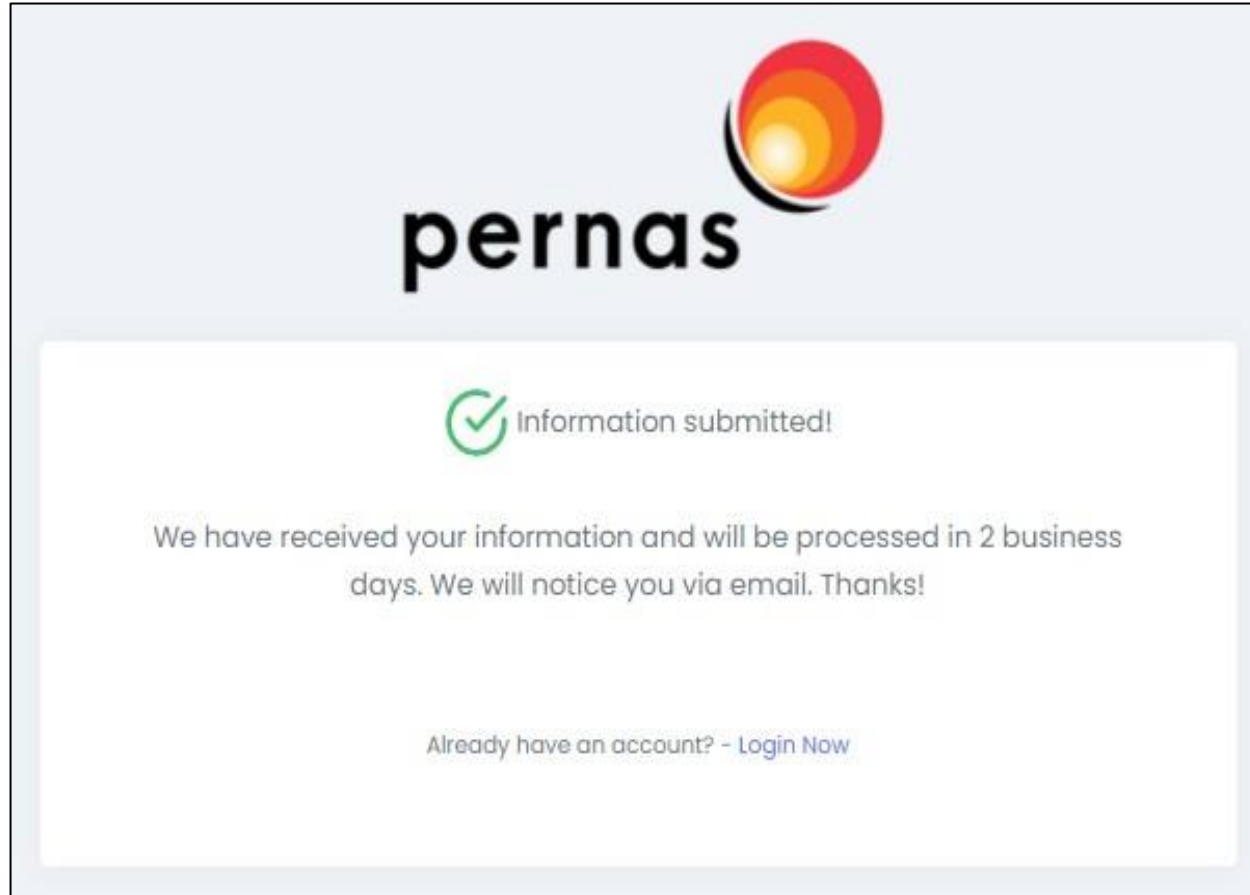
*I agree to all terms and conditions

I'm not a robot 

1. Lengkapi maklumat syarikat.
Complete the company information
2. Lengkapi maklumat alamat.
Complete address information.
3. Muat naik dokumen.
Upload documents.
4. Jika semua maklumat dan dokumen sudah lengkap, klik butang **Setuju** (PENGAKUAN PEMOHON), **CAPTCHA** dan **Hantar**.
*If all information and documents are complete, click **Agree** (APPLICANT'S DECLARATION), **CAPTCHA** and **Submit** button.*

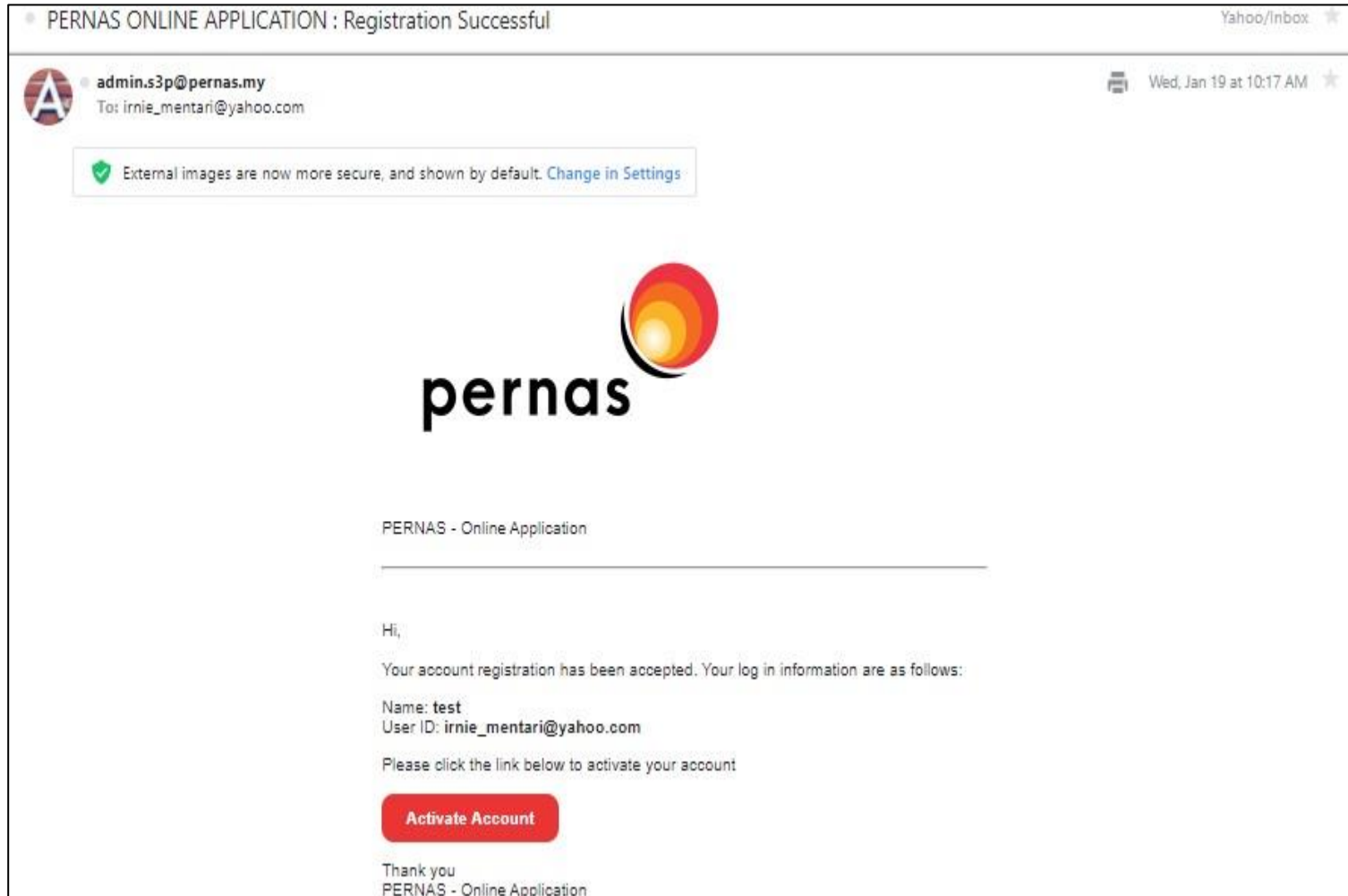
* **Wajib diisi.**
Means mandatory field.

Maklumat Berjaya Dihantar / *Information Successfully Submitted*



- Setelah klik butang Hantar, sistem akan paparkan maklumat seperti di sebelah kiri.
Once click Submit button, the system will display information as per on the left hand side.
- Jika pendaftaran anda memenuhi keperluan, anda akan menerima e-mel pemberitahuan untuk mengaktifkan akaun. (Biasanya akan diproses dalam 2 hari bekerja). Sila rujuk e-emel yang telah didaftarkan untuk pengaktifan akaun.
If your registration meets the requirement, you can get an email notification to activate the account. (Normally will be processed in 2 business days). Please refer email that has been registered for account activation.

Pemberitahuan E-mel – Aktifkan Akaun / *E-mail Notification – Activate Account*



Anda akan menerima pemberitahuan melalui e-mel. Klik butang **Aktifkan Akaun** untuk log masuk.

*You will receive a notification through your e-mail. Click **Activate Account** button to log in.*




You can now login. Thanks!

Already have an account? - [Login Now](#)

Sebaik sahaja anda klik **Aktifkan Akaun** melalui e-mel anda, anda akan dapat melihat paparan seperti di sebelah kiri, menunjukkan akaun anda telah diaktifkan.

*Once you click **Activate Account** via your email, you will be able to see the display as per on the left hand side, indicating your account has been activated.*

Log Masuk: Mohon Pembiayaan Perniagaan PERNAS / Log In: Apply PERNAS Business Financing



The screenshot shows the PERNAS Online Portal login page. At the top, the PERNAS logo is displayed, consisting of the word "pernas" in a bold, lowercase sans-serif font next to a circular icon with a red and orange gradient. Below the logo, the text "Sign in to your account to continue" is centered. The main content area is titled "Online Portal" with the subtitle "Online Application Submission". There are two input fields: "Email" with the placeholder "Enter your email" and "Password" with the placeholder "Enter your password" and a small information icon. Below the password field, there are two links: "Forgot password?" and "Don't have an account yet? Register Now!". A blue "Sign in" button is centered below the input fields, and a "Staff Login" link is positioned directly underneath it.

Kini, anda boleh log masuk untuk kemaskini maklumat dan mohon pembiayaan perniagaan PERNAS. Masukkan **E-mel** dan **Kata Laluan** anda, kemudian klik butang **Daftar Masuk**.

*Now, you can log in to update information and apply PERNAS business financing. Enter your **Email** and **Password**, then click **Sign In** button.*